

Sample Pages from



*a division of* **Teacher Created Materials**

Thanks for checking us out. Please call us at 877-777-3450 with questions or feedback, or to order this product. You can also order this product online at [www.tcmpub.com/shell-education](http://www.tcmpub.com/shell-education).

For correlations to State Standards, please visit:

[www.tcmpub.com/teachers/correlations](http://www.tcmpub.com/teachers/correlations)

Shell Professional and Strategy Resources:

[www.tcmpub.com/teachers/professional-resources/correlations](http://www.tcmpub.com/teachers/professional-resources/correlations)

To **Create** a **World** <sup>in</sup> <sub>which</sub>  
**Children** **Love** to **Learn!**

877-777-3450 • [www.tcmpub.com/shell-education](http://www.tcmpub.com/shell-education)






SHELL  
EDUCATION

Great  
Works

Instructional Guides  
for Literature

# The Westing Game

Ellen Raskin





# Table of Contents

<b>How to Use This Literature Guide</b> .....	4
Theme Thoughts .....	4
Vocabulary .....	5
Analyzing the Literature .....	6
Reader Response .....	6
Close Reading the Literature .....	6
Making Connections .....	7
Creating with the Story Elements .....	7
Culminating Activity .....	8
Comprehension Assessment .....	8
Response to Literature .....	8
<b>Correlation to the Standards</b> .....	8
Purpose and Intent of Standards .....	8
How to Find Standards Correlations .....	8
Standards Correlation Chart .....	9
TESOL and WIDA Standards .....	10
<b>About the Author—Ellen Raskin</b> .....	11
Possible Texts for Text Comparisons .....	11
<b>Book Summary of <i>The Westing Game</i></b> .....	12
Cross-Curricular Connection .....	12
Possible Texts for Text Sets .....	12
<b>Teacher Plans and Student Pages</b> .....	13
Pre-Reading Theme Thoughts .....	13
Section 1: Chapters 1–6 .....	14
Section 2: Chapters 7–12 .....	24
Section 3: Chapters 13–18 .....	34
Section 4: Chapters 19–24 .....	44
Section 5: Chapters 25–30 .....	54
<b>Post-Reading Activities</b> .....	64
Post-Reading Theme Thoughts .....	64
Culminating Activity: Clues, Clues, Clues .....	65
Comprehension Assessment .....	67
Response to Literature: Revenge? .....	69
<b>Answer Key</b> .....	71

## How to Use This Literature Guide

Today's standards demand rigor and relevance in the reading of complex texts. The units in this series guide teachers in a rich and deep exploration of worthwhile works of literature for classroom study. The most rigorous instruction can also be interesting and engaging!

Many current strategies for effective literacy instruction have been incorporated into these instructional guides for literature. Throughout the units, text-dependent questions are used to determine comprehension of the book as well as student interpretation of the vocabulary words. The books chosen for the series are complex exemplars of carefully crafted works of literature. Close reading is used throughout the units to guide students toward revisiting the text and using textual evidence to respond to prompts orally and in writing. Students must analyze the story elements in multiple assignments for each section of the book. All of these strategies work together to rigorously guide students through their study of literature.

The next few pages will make clear how to use this guide for a purposeful and meaningful literature study. Each section of this guide is set up in the same way to make it easier for you to implement the instruction in your classroom.

### Theme Thoughts

The great works of literature used throughout this series have important themes that have been relevant to people for many years. Many of the themes will be discussed during the various sections of this instructional guide. However, it would also benefit students to have independent time to think about the key themes of the novel.

Before students begin reading, have them complete *Pre-Reading Theme Thoughts* (page 13). This graphic organizer will allow students to think about the themes outside the context of the story. They'll have the opportunity to evaluate statements based on important themes and defend their opinions. Be sure to have students keep their papers for comparison to the *Post-Reading Theme Thoughts* (page 64). This graphic organizer is similar to the pre-reading activity. However, this time, students will be answering the questions from the point of view of one of the characters in the novel. They have to think about how the character would feel about each statement and defend their thoughts. To conclude the activity, have students compare what they thought about the themes before they read the novel to what the characters discovered during the story.

## How to Use This Literature Guide *(cont.)*

### Vocabulary

Each teacher overview page has definitions and sentences about how key vocabulary words are used in the section. These words should be introduced and discussed with students. There are two student vocabulary activity pages in each section. On the first page, students are asked to define the ten words chosen by the author of this unit. On the second page in most sections, each student will select at least eight words that he or she finds interesting or difficult. For each section, choose one of these pages for your students to complete. With either assignment, you may want to have students get into pairs to discuss the meanings of the words. Allow students to use reference guides to define the words. Monitor students to make sure the definitions they have found are accurate and relate to how the words are used in the text.

On some of the vocabulary student pages, students are asked to answer text-related questions about the vocabulary words. The following question stems will help you create your own vocabulary questions if you'd like to extend the discussion.

- How does this word describe \_\_\_\_\_'s character?
- In what ways does this word relate to the problem in this story?
- How does this word help you understand the setting?
- In what ways is this word related to the story's solution?
- Describe how this word supports the novel's theme of . . . .
- What visual images does this word bring to your mind?
- For what reasons might the author have chosen to use this particular word?

At times, more work with the words will help students understand their meanings. The following quick vocabulary activities are a good way to further study the words.

- Have students practice their vocabulary and writing skills by creating sentences and/or paragraphs in which multiple vocabulary words are used correctly and with evidence of understanding.
- Students can play vocabulary concentration. Students make a set of cards with the words and a separate set of cards with the definitions. Then, students lay the cards out on the table and play concentration. The goal of the game is to match vocabulary words with their definitions.
- Students can create word journal entries about the words. Students choose words they think are important and then describe why they think each word is important within the novel.

## How to Use This Literature Guide *(cont.)*

### Analyzing the Literature

After students have read each section, hold small-group or whole-class discussions. Questions are written at two levels of complexity to allow you to decide which questions best meet the needs of your students. The Level 1 questions are typically less abstract than the Level 2 questions. Level 1 is indicated by a square, while Level 2 is indicated by a triangle. These questions focus on the various story elements, such as character, setting, and plot. Student pages are provided if you want to assign these questions for individual student work before your group discussion. Be sure to add further questions as your students discuss what they've read. For each question, a few key points are provided for your reference as you discuss the novel with students.

### Reader Response

In today's classrooms, there are often great readers who are below-average writers. So much time and energy is spent in classrooms getting students to read on grade level that little time is left to focus on writing skills. To help teachers include more writing in their daily literacy instruction, each section of this guide has a literature-based reader response prompt. Each of the three genres of writing is used in the reader responses within this guide: narrative, informative/explanatory, and opinion/argument. Students have a choice between two prompts for each reader response. One response requires students to make connections between the reading and their own lives. The other prompt requires students to determine text-to-text connections or connections within the text.

### Close Reading the Literature

Within each section, students are asked to closely reread a short section of text. Since some versions of the novels have different page numbers, the selections are described by chapter and location, along with quotations to guide the readers. After each close reading, there are text-dependent questions to be answered by students.

Encourage students to read each question one at a time and then go back to the text and discover the answer. Work with students to ensure that they use the text to determine their answers rather than making unsupported inferences. Once students have answered the questions, discuss what they discovered. Suggested answers are provided in the answer key.

## How to Use This Literature Guide *(cont.)*

### Close Reading the Literature *(cont.)*

The generic, open-ended stems below can be used to write your own text-dependent questions if you would like to give students more practice.

- Give evidence from the text to support . . . .
- Justify your thinking using text evidence about . . . .
- Find evidence to support your conclusions about . . . .
- What text evidence helps the reader understand . . . ?
- Use the book to tell why \_\_\_\_\_ happens.
- Based on events in the story, . . . .
- Use text evidence to describe why . . . .

### Making Connections

The activities in this section help students make cross-curricular connections to writing, mathematics, science, social studies, or the fine arts. Each of these types of activities requires higher-order thinking skills from students.

### Creating with the Story Elements

It is important to spend time discussing the common story elements in literature. Understanding the characters, setting, and plot can increase students' comprehension and appreciation of the story. If teachers discuss these elements daily, students will more likely internalize the concepts and look for the elements in their independent reading. Another important reason for focusing on the story elements is that students will be better writers if they think about how the stories they read are constructed.

Students are given three options for working with the story elements. They are asked to create something related to the characters, setting, or plot of the novel. Students are given a choice in this activity so that they can decide to complete the activity that most appeals to them. Different multiple intelligences are used so that the activities are diverse and interesting to all students.

## Analyzing the Literature

Provided below are discussion questions you can use in small groups, with the whole class, or for written assignments. Each question is given at two levels so you can choose the right question for each group of students. Activity sheets with these questions are provided (pages 18–19) if you want students to write their responses. For each question, a few key discussion points are provided for your reference.

Story Element	■ Level 1	▲ Level 2	Key Discussion Points
Setting	Use details from the text to describe Sunset Towers.	How is Sunset Towers similar to or different from other apartment buildings?	Sunset Towers faces east and is on the shore of Lake Michigan. The building has many windows. People can see out the windows, but no one can see in. The businesses make it different from other apartments. Residents receive personal invitations to move in.
Character	Describe Angela and Turtle Wexler.	Compare and contrast Angela and Turtle Wexler.	Turtle is the youngest daughter of Grace and Jake Wexler. She is often overlooked and not appreciated. Turtle is a smart girl, always up for a dare or an adventure. Angela is the older daughter who is engaged to D. Denton Deere. She is extremely quiet and does as her mother says.
Character	Who is Sam Westing?	How is Sam Westing shown to play an important role in the early part of this story?	He founded the Westing Paper Products Corporation and Westingtown. His life was marked with sorrow; his daughter drowned, he was in a terrible accident, and he was sued by an inventor. His death brings together 16 possible heirs and suspects who work to determine who killed him.
Plot	What is the problem in this story?	Describe how the problem in this story relates to Sam Westing's eccentric life.	Sam Westing is found dead in his home and is said to have been murdered by one of the beneficiaries. Now that he is dead, Westing requires his heirs to play a game of "who-done-it."



## Analyzing the Literature

**Directions:** Think about the section you just read. Read each question, and state your response with textual evidence.

1. Use details from the text to describe Sunset Towers.

---

---

---

---

---

2. Describe Angela and Turtle Wexler.

---

---

---

---

---

3. Who is Sam Westing?

---

---

---

---

4. What is the problem in this story?

---

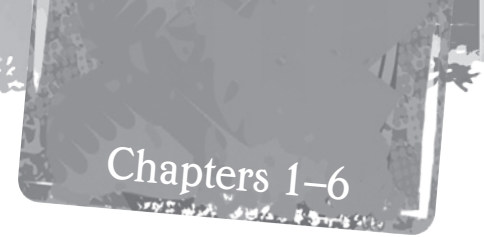
---

---

---

Name \_\_\_\_\_

Date \_\_\_\_\_



## ▲ Analyzing the Literature

**Directions:** Think about the section you just read. Read each question, and state your response with textual evidence.

1. How is Sunset Towers similar to or different from other apartment buildings?

---

---

---

---

2. Compare and contrast Angela and Turtle Wexler.

---

---

---

---

3. How is Sam Westing shown to play an important role in the early part of this story?

---

---

---

---

4. Describe how the problem in this story relates to Sam Westing's eccentric life.

---

---

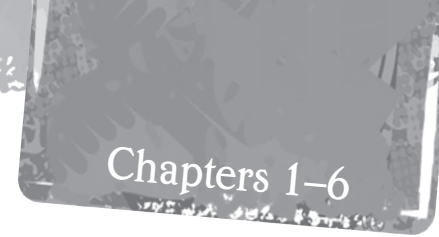
---

---

---

Name \_\_\_\_\_

Date \_\_\_\_\_



## Close Reading the Literature

**Directions:** Closely reread the section in chapter 1 where Barney Northrup rents out all the apartments in one day. Start where Mrs. Wexler states, “Oh Jake, this apartment is perfect for us, just perfect.” Continue reading to the end of chapter 1. Read each question, and then revisit the text to find evidence that supports your answer.

1. It seems that Sydelle Pulaski isn't as happy with Sunset Towers as some of the other tenants. Give specific examples from the text that support this.

---

---

---

2. What is the purpose of the last paragraph in chapter 1? What predictions can you make about the story based on this paragraph?

---

---

---

3. Barney Northrup is not a main character or even a real person. What is his role? Why do you think the author included him in the story? Who do you think he could be?

---

---

---

4. Use examples from the story to explain who seems to be in charge in the Wexler family.

---

---

---



Name \_\_\_\_\_

Date \_\_\_\_\_

## Creating with the Story Elements

**Directions:** Thinking about the story elements of character, setting, and plot in a novel is very important to understanding what is happening and why. Complete **one** of the following activities based on what you've read so far. Be creative and have fun!

### Characters

Chose one character from the book. Write a list of all you know about this character, and draw a picture showing what you think this character looks like. Label any special features in your drawing.

### Setting

What would happen if Sunset Towers was not located in Westingtown? Illustrate a new setting for the story, and provide at least a paragraph below the drawing that details how the setting affects the game, players, and clues.

### Plot

Judge J. J. Ford does some extra investigating in this section of the book. Summarize what she learns. How might this information help her solve the mystery?